

Format of holding of specified securities

1. Name of Listed Entity: SAGAR PRODUCTIONS LIMITED (CIN:)
2. Scrip Code - Name of Scrip -- Class of Security Equity
3. Share Holding Pattern Filed under : Reg. 31(1)(a)/Reg. 31(1)(b)/Reg. 31(1)(c)
 - a. If under 31 (1)(b) then indicate the report for Quarter ending: 30/06/2017
 - b. If under 31(1)(c) then indicate date of allotment/extinguishment

4. **Declaration** : The Listed entity is required to submit the following declaration to the extent of submission of information:-

	Particulars	Yes*	No*
1	Whether the Listed Entity has issued any partly paid up shares?		No
2	Whether the Listed Entity has issued any Convertible Securities or Warrants?		No
3	Whether the Listed Entity has any shares against which depository receipts are issued?		No
4	Whether the Listed Entity has any shares in Locked-in?	Yes	
5	Whether any shares held by promoters are pledge or otherwise encumbered?		No

* If the Listed Entity selects the option 'No' for the questions above, the column for the partly paid up shares, Outstanding Convertible Securities/Warrants, depository receipts, locked-in shares, No of shares pledged or otherwise encumbered by promoters, as applicable, shall not be displayed at the time of dissemination on the Stock Exchange website. Also wherever there is 'No' declared by Listed Entity in above table the values will be considered as 'Zero' by default on submission of the format of holding of specified securities.


5. The tabular format for disclosure of holding of specified securities is as follows:-



SAGAR PRODUCTIONS LIMITED

Table I - Summary Statement holding of specified securities as on 30/06/2017


Category (I)	Category of shareholder (II)	Nos. of shareholders (III)	No. of fully paid up equity shares held (IV)	No. of Partly paid-up equity shares held (V)	No. of shares underlying Depository Receipts (VI)	Total nos. shares held (VII)=(IV)+(V)+(VI)	Shareholding as a % of total no. of shares (calculated as per SCRR, 1957) As a % of (A+B+C2)	Number of Voting Rights held in each class of securities (IX)				No of shares Underlying outstanding convertible securities (including Warrants) (X)	Shareholding as a % assuming full conversion of convertible securities (as a percentage of diluted share capital) (XI)=(VII)+(X) As a % of (A+B+C2)	Number of Locked in shares (XII)		Number of shares pledged or otherwise encumbered (XIII)		Number of equity shares held in dematerialized form (XIV)
								No of Voting Rights			Total as a % of (A+B+C)			No. (a)	As a % of total shares held (b)	No. (a)	As a % of total shares held (b)	
								Class eg:x	Class eg:y	Total								
(A)	Promoter & Promoter group	2	9075000	0	0	9075000	22.6072	9075000	0	9075000	22.6072	0	22.6072	9000000	99.1736	0	0.0000	9075000
(B)	Public	4825	31067125	0	0	31067125	77.3928	31067125	0	31067125	77.3928	0	77.3928	0	0.0000	NA		31064820
(C)	Non Promoter - Non Public															NA		
(C1)	Shares underlying DRs						NA									NA		
(C2)	Shares held by Employee Trusts															NA		
	Total	4827	40142125	0	0	40142125	100.0000	40142125	0	40142125	100.0000	0	100.0000	9000000				40139820



SAGAR PRODUCTIONS LIMITED

Table II - Statement Showing shareholding pattern of the Promoter and Promoter Group as on 30/06/2017

	Category & Name of the Shareholders (I)	PAN (II)	Nos. of shareholders (III)	No. of fully paid up equity shares held (IV)	Partly paid-up equity shares held (V)	Nos. of shares underlying Depository Receipts (VI)	Total nos. shares held (VII)=(IV)+(V)+(VI)	Shareholding % calculated as per SCRR, 1957 As a % of (A+B+C2) (VIII)	Number of Voting Rights held in each class of securities (IX)			No of shares Underlying outstanding convertible securities (including Warrants) (X)	Shareholding as a % assuming full conversion of convertible securities (as a percentage of diluted share capital) (XI)=(VII)+(X) As a % of A+B+C2)	Number of Locked in shares (XII)		Number of shares pledged or otherwise encumbered (XIII)		Number of equity shares held in dematerialized form (XIV)	
									No of Voting Rights					No. (a)	As a % of total shares held (b)	No. (a)	As a % of total shares held (b)		
									Class x	Class y	Total								
(1)	Indian																		
(a)	Individuals/Hindu undivided Family																		
(b)	Central Government/State Government(s)																		
(c)	Financial Institutions/Banks																		
(d)	Any Other (specify)																		
	Bodies Corporate		2	9075000	0	0	9075000	22.6072	9075000	0	9075000	22.6072	0	22.6072	9000000	99.1736	0	0.0000	9075000
	WINFOTEL INFOMEDIA TECHNOLOGIES PVT LTD	AABCW1335Q	1	9000000	0	0	9000000	22.4203	9000000	0	9000000	22.4203	0	22.4203	9000000	100.0000	0	0.0000	9000000
	DIVIT INDIA SERVICES PVT LTD	AAECD2640N	1	75000	0	0	75000	0.1868	75000	0	75000	0.1868	0	0.1868	0	0.0000	0	0.0000	75000
	Sub Total		2	9075000	0	0	9075000	22.6072	9075000	0	9075000	22.6072	0	22.6072	9000000	99.1736	0	0.0000	9075000
(2)	Foreign																		
(a)	Individuals (Non-Resident Individuals/Foreign Individuals)																		
(b)	Government																		
(c)	Institutions																		
(d)	Foreign Portfolio Investor																		
(e)	Any Other (specify)																		
	Sub Total		0	0	0	0	0	0.0000	0	0	0	0.0000	0	0.0000	0	0.0000	0	0.0000	0
	Total Shareholding of Promoter and Promoter Group (A)=(A)(1)+(A)(2)		2	9075000	0	0	9075000	22.6072	9075000	0	9075000	22.6072	0	22.6072	9000000	99.1736	0	0.0000	9075000




SAGAR PRODUCTIONS LIMITED

Table III - Statement Showing shareholding pattern of the Public shareholder as on 30/06/2017

	Category & Name of the Shareholders (I)	PAN (II)	Nos. of shareholders (III)	No. of fully paid up equity shares held (IV)	Partly paid up equity shares held (V)	Nos. of shares underlying Depository Receipts (VI)	Total nos. shares held (VII)=(IV)+(V)+(VI)	Shareholding % calculated as per SCRR, 1957) As a % of (A+B+C2) (VIII)	Number of Voting Rights held in each class of securities (IX)			No of shares Underlying outstanding convertible securities (including Warrants) (X)	Shareholding as a % assuming full conversion of convertible securities (as a percentage of diluted share capital) (XI)=(VII)+(X) As a % of A+B+C2)	Number of Locked in shares (XII)		Number of shares pledged or otherwise encumbered (XIII)		Number of equity shares held in dematerialized form (XIV)	
									No of Voting Rights					Total as a % of Total Voting rights	As a % of total shares held (b)	No. (Not applicable) (a)	As a % of total shares held (Not applicable) (b)		
									Class x	Class y	Total								
(1)	Institutions																		
(a)	Mutual Funds / UTI																		
(b)	Venture Capital Funds																		
(c)	Alternate Investment Funds																		
(d)	Foreign Venture Capital Investors																		
(e)	Foreign Portfolio Investors																		
(f)	Financial Institutions / Banks																		
(g)	Insurance Companies																		
(h)	Provident Funds / Pension Funds																		
(i)	Any Other (specify)																		
	Sub Total			0	0	0	0	0.0000	0	0	0	0.0000	0	0.0000	0	0.0000	NA		0
(2)	Central Government / State Government(s) / President of India																		
(3)	Non-Institutions																		
(a)	Individuals-																		
	i. Individual shareholders holding nominal share capital upto Rs.2 lakhs		4640	944683	0	0	944683	2.3533	944683	0	944683	2.3533	0	2.3533	0	0.0000	NA		943244
	ii. Individual shareholders holding nominal share capital in excess of Rs.2 lakhs		44	28727150	0	0	28727150	71.5636	28727150	0	28727150	71.5636	0	71.5636	0	0.0000	NA		28727150
	SURENDRA KABRA	ALSPK4711B	1	1600000	0	0	1600000	3.9858	1600000	0	1600000	3.9858	0	3.9858	0	0.0000	NA		1600000
	DEEPU RAGHUVIR KABRA	AQIPK4457D	1	1500000	0	0	1500000	3.7367	1500000	0	1500000	3.7367	0	3.7367	0	0.0000	NA		1500000
	SAGAR TILOKCHAND KOTHARI	ASXPK6584G	1	1500000	0	0	1500000	3.7367	1500000	0	1500000	3.7367	0	3.7367	0	0.0000	NA		1500000
	RAMA NAND KABRA	AEXPK1522J	1	1500000	0	0	1500000	3.7367	1500000	0	1500000	3.7367	0	3.7367	0	0.0000	NA		1500000
	PRAVIN NANJI GALA	AACPG2087R	1	1450002	0	0	1450002	3.6122	1450002	0	1450002	3.6122	0	3.6122	0	0.0000	NA		1450002
	SEEMA KABRA	AHMPG3684M	1	1400000	0	0	1400000	3.4876	1400000	0	1400000	3.4876	0	3.4876	0	0.0000	NA		1400000
	SURBHI KABRA	AWJPK8307K	1	1400000	0	0	1400000	3.4876	1400000	0	1400000	3.4876	0	3.4876	0	0.0000	NA		1400000
	SWATI	COKPS4478E	1	1400000	0	0	1400000	3.4876	1400000	0	1400000	3.4876	0	3.4876	0	0.0000	NA		1400000
	KAVITA BANG	AHYPB0003B	1	1200000	0	0	1200000	2.9894	1200000	0	1200000	2.9894	0	2.9894	0	0.0000	NA		1200000
	ANU RADHA BANG	ABXPL2649A	1	1200000	0	0	1200000	2.9894	1200000	0	1200000	2.9894	0	2.9894	0	0.0000	NA		1200000
	VISHAL TILOKCHAND KOTHARI	CQRPK8001N	1	1000000	0	0	1000000	2.4911	1000000	0	1000000	2.4911	0	2.4911	0	0.0000	NA		1000000
	SHANTABEN PREMJI SHAH	ABEPS4120L	1	500000	0	0	500000	1.2456	500000	0	500000	1.2456	0	1.2456	0	0.0000	NA		500000
	PREMJI DHANJI SHAH	AAEPS6231R	1	500000	0	0	500000	1.2456	500000	0	500000	1.2456	0	1.2456	0	0.0000	NA		500000

SAGAR PRODUCTIONS LIMITED																			
Table III - Statement Showing shareholding pattern of the Public shareholder as on 30/06/2017																			
Category & Name of the Shareholders (I)	PAN (II)	Nos. of shareholders (III)	No. of fully paid up equity shares held (IV)	Partly paid up equity shares held (V)	Nos. of shares underlying Depository Receipts (VI)	Total nos. shares held (VII)=(IV)+(V)+(VI)	Shareholding % calculated as per SCRR, 1957) As a % of (A+B+C2) (VIII)	Number of Voting Rights held in each class of securities (IX)			No of shares Underlying outstanding convertible securities (including Warrants) (X)	Shareholding as a % assuming full conversion of convertible securities (as a percentage of diluted share capital) (XI)=(VII)+(X) As a % of A+B+C2)	Number of Locked in shares (XII)		Number of shares pledged or otherwise encumbered (XIII)		Number of equity shares held in dematerialized form (XIV)		
								No of Voting Rights					Total as a % of Total Voting rights	No. (a)	As a % of total shares held (b)	No. (Not applicable) (a)		As a % of total shares held (Not applicable) (b)	
								Class x	Class y	Total									
GEETA PRAFUL GOGRI	AAUPG5246J	1	500000	0	0	500000	1.2456	500000	0	500000	1.2456	0	1.2456	0	0.0000	NA		500000	
SMITA MAHESH THAKKAR	AADPT4818L	1	500000	0	0	500000	1.2456	500000	0	500000	1.2456	0	1.2456	0	0.0000	NA		500000	
GIRDHAR NAGARDAS DHURVA (HUF)	AAAHG0530P	1	500000	0	0	500000	1.2456	500000	0	500000	1.2456	0	1.2456	0	0.0000	NA		500000	
GOGRI PRAFUL PREMJI (HUF)	AAAHG5219D	1	500000	0	0	500000	1.2456	500000	0	500000	1.2456	0	1.2456	0	0.0000	NA		500000	
DEVEN SANJAY DHURVA	AJLPD1034F	1	500000	0	0	500000	1.2456	500000	0	500000	1.2456	0	1.2456	0	0.0000	NA		500000	
(b) NBFCs registered with RBI																			
(c) Employee Trusts																			
(d) Overseas Depositories (holding DRs) (balancing figure)																			
(e) Any Other (specify)																			
Bodies Corporate		109	1315503	0	0	1315503	3.2771	1315503	0	1315503	3.2771	0	3.2771	0	0.0000	NA		1315503	
BHUDEV TRADING PRIVATE LIMITED	AAECB9590K	1	1043160	0	0	1043160	2.5987	1043160	0	1043160	2.5987	0	2.5987	0	0.0000	NA		1043160	
Clearing Member		23	67135	0	0	67135	0.1672	67135	0	67135	0.1672	0	0.1672	0	0.0000	NA		67135	
Non Resident Individual		8	11788	0	0	11788	0.0294	11788	0	11788	0.0294	0	0.0294	0	0.0000	NA		11788	
Trusts		1	866	0	0	866	0.0022	866	0	866	0.0022	0	0.0022	0	0.0000	NA		0	
Sub Total		4825	31067125	0	0	31067125	77.3928	31067125	0	31067125	77.3928	0	77.3928	0	0.0000	NA		31064820	
Total Public Shareholding (B)=(B)(1)+(B)(2)+(B)(3)		4825	31067125	0	0	31067125	77.3928	31067125	0	31067125	77.3928	0	77.3928	0	0.0000	NA		31064820	



SAGAR PRODUCTIONS LIMITED																			
Table Iv - Statement Showing shareholding pattern of the Non Promoter - Non Public shareholder as on 30/06/2017																			
Sl. No.	Category & Name of the Shareholders (I)	PAN (II)	No of shareholders (III)	No. of fully paid up equity shares held (IV)	Partly paid-up equity shares held (V)	Nos. of shares underlying Depository Receipts (VI)	Total nos. shares held (VII)=(IV) + (V)+(VI)	Shareholding % calculated as per SCRR, 1957) As a % of (A+B+C2) (VIII)	Number of Voting Rights held in each class of securities (IX)			No of shares Underlying outstanding convertible securities (including Warrants) (X)	Total Shareholding as a % assuming full conversion of convertible securities (as a percentage of diluted share capital) (XI)=(VII)+(X) As a % of A+B+C2)	Number of Locked in shares (XII)		Number of shares pledged or otherwise encumbered (XIII)		Number of equity shares held in dematerialized form (XIV)	
									Class x	Class y	Total			Total as a % of Total Voting rights	No. (a)	As a % of total shares held (b)	No. (a)		As a % of total shares held (b)
(1)	Custodian / DR Holder																		
(2)	Employee Benefit Trust (under SEBI (Share based Employee Benefit) Regulations, 2014)																		
	Total Non Promoter - Non Public Shareholding (C)=(C)(1)+(C)(2)		0	0	0	0	0	0.0000	0	0	0	0.0000	0	0.0000	0	0.0000	NA	NA	0

